

FIRE SAFETY 101:

GUTTERS

For more information visit
smmfsc.org to stay informed on the
latest educational material from our
monthly fires safety series

HARDEN YOUR GUTTERS



In order to be resilient to wildfire, gutters should:

1. Be made out of non-combustible materials
2. Have non-combustible gutter guards
3. Be clear of debris
4. Have a metal drip edge

Even with a class A roof, if the gutter itself or material in a gutter is ignited, it can easily spread to your siding and into the home.

NON-COMBUSTIBLE GUTTERS

RECOMMENDATIONS


Gutters should be made out of non-combustible materials like aluminum, copper, or other metal.

Materials like vinyl or plastic will melt in fire conditions, which poses a risk to your home.

METAL



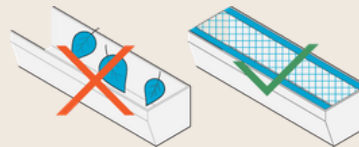
ALUMINUM



GUTTER GUARDS


EFFECTIVENESS

Non-combustible gutter guards are very effective in order to prevent debris build-up. Accumulated dry debris can act as kindling and ignite by wind-blown embers.



GUTTER GUARD TYPES

Install non-combustible **metal-mesh screens** or **metal hoods** that properly fit the gutter. Ensure there are no gaps when installed.



MAINTENANCE

All gutters need to be properly maintained to be effective.

Regularly clear gutters of debris, even if there are gutter guards.

Repair any warped or damaged sections.



DRIP EDGES

A drip edge is a piece of metal flashing that is necessary in order to prevent water damage and wind-blown embers from entering.

If a drip edge is not present, install one.



RESOURCES

Check out
defensiblespace.org
and
fire.ca.gov/buildingmaterials
for more information

